

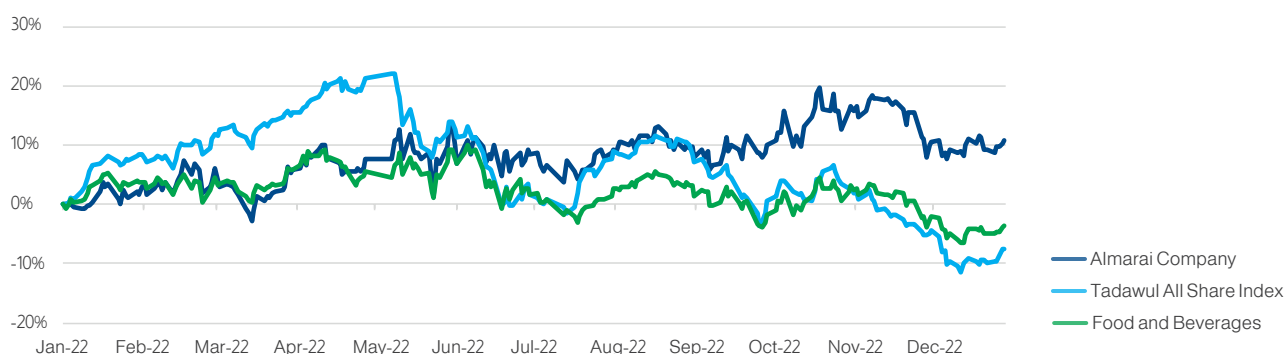
Shareholder Information

Almarai Share Information

Listing date	2005	
Exchange	Saudi Stock	
Symbol	2280	
ISIN code	SA000A0ETH1	
Number of shares issued	1,000,000,000	
Market cap as of 31 December 2022	SAR million	53,500
	USD million	14,266

Share Price 31 December 2022	Share Price One Year Ago	Share Price Three Years Ago	52-Week High	52-Week Low	Change from 2021-2022
53.50	48.75	49.50	58.00	46.50	9.7%

Almarai Share Price Performance During the Year of 2022



Share Price and Shareholder Information

Almarai Shareholdings

As of 31 December 2022, Almarai had 55,054 shareholders. Institutional investors represent 91.8% of the total share ownership, while individual investors represent 8.2%. There

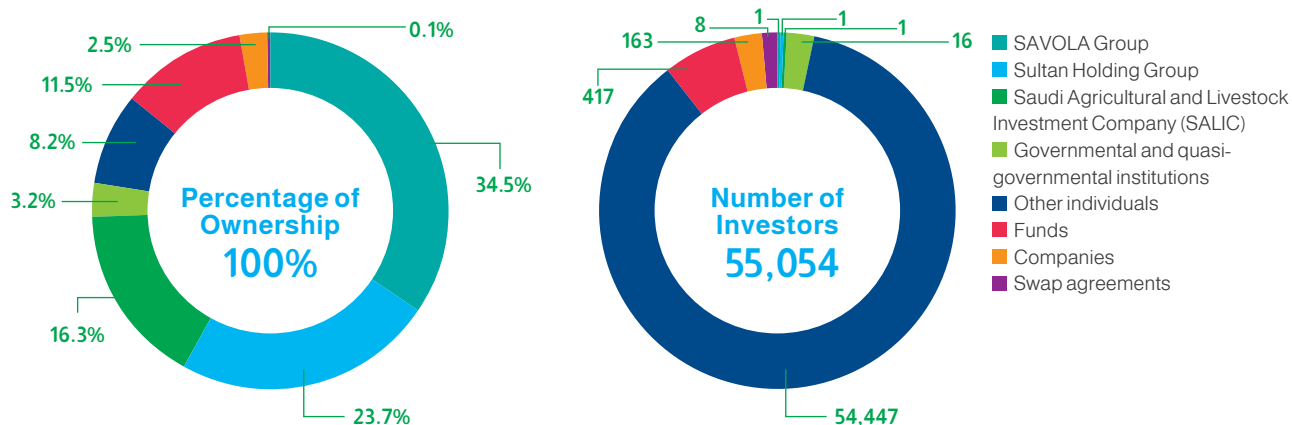
are 37 shareholders owning one million or more shares in Almarai, representing 89.8% of the issued shares. The following tables provide an overview of Almarai's investors:

31 December 2022			
Almarai Investors According to Nature of Investors	Percentage of Ownership	Number of Investors	Number of Shares
Institutional Investors	91.8%	607	917,701,238
Individual investors	8.2%	54,447	82,298,762
Total	100%	55,054	1,000,000,000

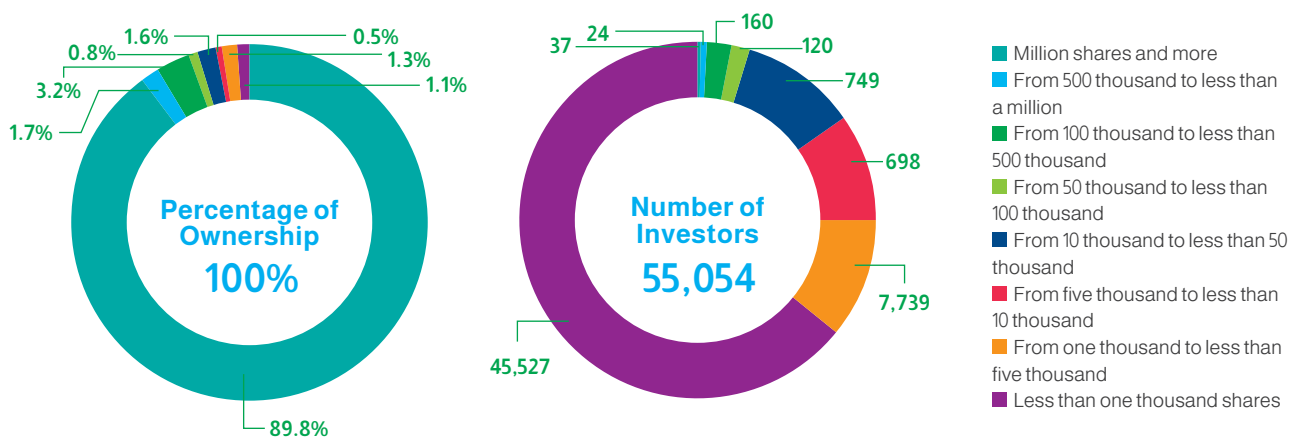
31 December 2022

Almarai Investors According to Nationality	Percentage of Ownership	Number of Investors	Number of Shares
Saudi	94.2%	53,330	942,298,058
Other nationalities	5.8%	1,724	57,701,942
Total	100%	55,054	1,000,000,000

Almarai Investors According to Investor Type



Almarai Investors According to Number of Shares Owned



Ownership Notification

According to Article 68 of the Rules on the Offer of Securities and Continuing Obligations issued by the Capital Market Authority (CMA), during 2022, Almarai received no new notifications of new ownership of more than 5% of the shares issued to the Company. The following table outlines ownership of 5% or more of the issued shares:

31 December 2022				
Ownership of 5% and more of the Issued Shares	Beginning of the Year		End of the Year	
	Number of Shares	Percentage of Ownership	Number of Shares	Percentage of Ownership
SAVOLA Group	345,218,236	34.5%	345,218,236	34.5%
Sultan Holding Group	236,956,536	23.7%	236,956,536	23.7%
Saudi Agricultural and Livestock Investment Company (SALIC)	163,233,480	16.3%	163,233,480	16.3%
Total	745,408,252	74.5%	745,408,252	74.5%